



Reportable Uses of Force

Beginning on July 1, 2022, all police departments in Connecticut are required to complete a standard use-of-force reporting form

Connecticut General Statute 7-282e requires each law enforcement unit to report a record of any use of force incident that meets the following criteria:

1. When a police officer witnesses another police officer use what the witnessing officer objectively knows to be unreasonable, excessive, or illegal use of force or is otherwise aware of such force by another police officer.
2. When a police officer uses physical force that is likely to cause serious physical injury, as defined in C.G.S. 53a-3, to another person or the death of another person, including, but not limited to:
 - a. Striking another person with an open or closed hand, elbow, knee, club, or baton
 - b. Kicking another person
 - c. Using pepper spray, or an electronic defense weapon, as defined in C.G.S. 53a-3, or less lethal projectile on another person
 - d. Using a chokehold or other method of restraint applied to the neck area or that otherwise impedes the ability to breathe or restricts blood circulation to the brain of another person
 - e. Discharges a firearm, except during a training exercise or in the course of dispatching an animal

Connecticut General Statute 54-1t requires each law enforcement unit to report a record of any incident involving the use of an electronic defense weapon.

The Connecticut Police Officer Standards and Training Council (POSTC) use of force model policy defines a reportable use of force as:

- (1) Striking another person with an open or closed hand, elbow, knee, club or baton, kicking another person
- (2) Using OC spray*, CEW**, or less lethal projectile
- (3) Using a chokehold or neck restraint
- (4) Pointing a firearm, less lethal launcher, or CEW laser sight at a person
- (5) The discharge of a firearm, for other than training, testing, or to dispatch an animal
- (6) Any action that results in, or is alleged to have resulted in, injury*** or death of another person

* OC Spray: Oleoresin Capsicum Spray (aka Pepper Spray)

** CEW: Conducted Energy Weapon (aka Taser)


*** CGS 7-282e - *physical force that is likely to cause serious physical injury, as defined in C.G.S. 53a-3*



2022 Uses of Force

Total calls for service

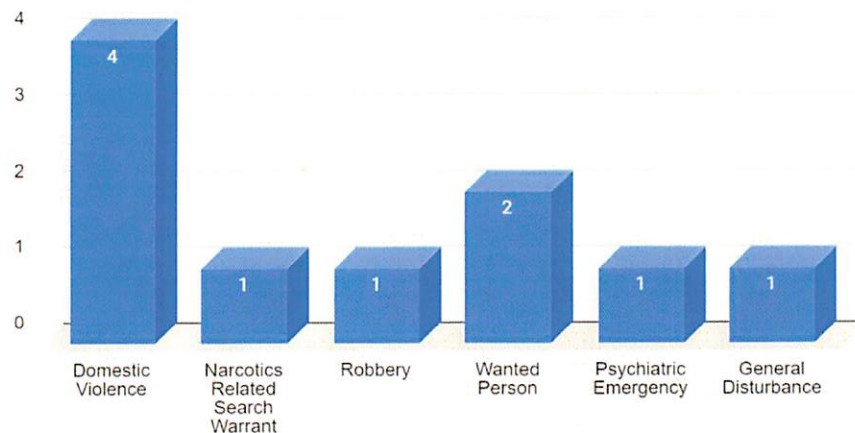
01/01/2022 through 12/31/2022



Approx. 00.036% of incidents / 1.38% of arrests resulted in the use of force

Incidents where force was used

9 incidents involving reportable force from 01.01.2022 through 12.31.2022





2022 Use of Force Statistics

Incident	Date	Type of incident	Type of Force	Race	Gender	Injuries	Summary
1	01/16/2022	Search warrant	Pointing a firearm	Hispanic Latino	Male	No	Officers executed a search warrant on a residence for the suspected sale of crack cocaine
	<i>Same</i>	<i>Same</i>	Pointing a firearm	White Non-Hispanic	Female	No	See incident #1 narrative above
	<i>Same</i>	<i>Same</i>	Pointing a firearm	White Non-Hispanic	Female	No	See incident #1 narrative above
2	02/05/2022	General Disturbance	Pointing CEW laser sight	White Non-Hispanic	Male	No	Physical disturbance between three individuals inside a motel room. Subject was hid behind a bathroom door while refusing to comply with Officer's commands.
3	05/29/2022	Domestic Violence	Pointing CEW laser sight	White Non-Hispanic	Male	No	Subject fled the scene on foot. Officer subsequently located the subject a short distance away who physically charged towards the officer.
4	06/11/2022	Domestic Violence	Pointing CEW laser sight	Hispanic Latino	Male	No	Officer heard screaming and located the subject physically assaulting the victim behind a nearby building.
5	07/14/2022	Psychiatric Emergency	Pointing a firearm	White Non-Hispanic	Male	No	Officers responded to a report of an armed suicidal subject at residence who shot his dog
6	08/03/2022	Robbery	Pointing a firearm	Black Non-Hispanic	Male	No	Officer interrupted an active robbery of a local business involving three subjects. Officer pursued the subjects on foot and to a nearby vehicle used to escape
	<i>Same</i>	<i>Same</i>	Pointing a firearm	Black Non-Hispanic	Male	No	See incident #6 narrative above
	<i>Same</i>	<i>Same</i>	Pointing a firearm	Black Non-Hispanic	Male	No	See incident #6 narrative above
7	11/01/2022	Domestic Violence	Pointing CEW laser sight Pointing a firearm	White Non-Hispanic	Male	No	Officer located the subject who had an active warrant issued for his arrest. Subject was known for their extensive criminal history involving violent offenses. Subject led the officers in a foot pursuit and into the woods. Subject was subsequently located by officers and taken into custody.



2022 Use of Force Statistics

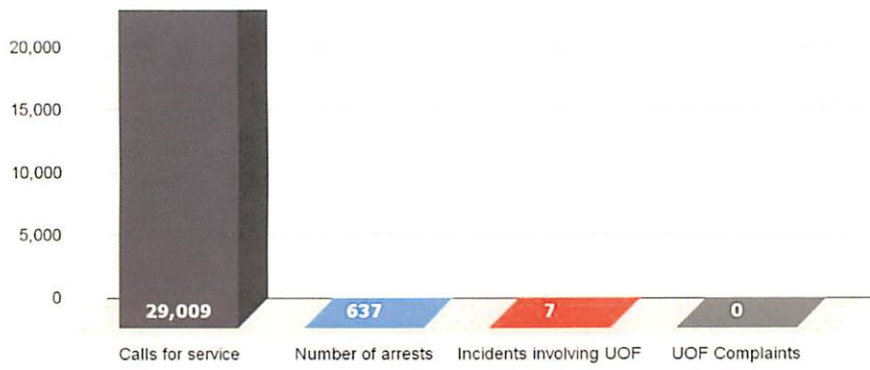
Incident	Date	Type of Incident	Type of Force	Race	Gender	Injuries	Summary
8	11/06/2022	Wanted Person	Pointing a firearm	White Non-Hispanic	Male	No	Officers were assigned to respond to a residence for the last known whereabouts of an armed suspect who was involved in a shooting in another jurisdiction. One of the subjects, who resided there and was not the suspect, exited the residence armed with a firearm.
	<i>Same</i>	<i>Same</i>	Pointing a firearm	White Non-Hispanic	Female	No	See incident #8 narrative above
9	11/07/2023	Domestic Violence	Pointing a firearm	Black Non-Hispanic	Male	No	Subject threatened to use a firearm against the victim and their family before fleeing on foot. The subject, who was believed to be in possession of a firearm, was tracked by Officers to a nearby residence. Subject was ordered out from the residence and taken into custody.
10	12/25/2022	Domestic Violence	Pointing CEW laser sight CEW Probe deployment	Black Non-Hispanic	Male	Yes	While officers were investigating a domestic violence incident, the subject began attacking one of the victims. A struggle ensued where Officers attempted to control the subject, who was believed to be armed, along with other members of the subjects family. Subject was subsequently brought under control by officers. Minor injury - CEW probe puncture only
	<i>Same</i>	<i>Same</i>	Pointing CEW laser sight	Black Non-Hispanic	Female	No	See incident #10 narrative above
	<i>Same</i>	<i>Same</i>	Pointing CEW laser sight	Black Non-Hispanic	Female	No	See incident #10 narrative above



2021 Use of Force Statistics

Total calls for service

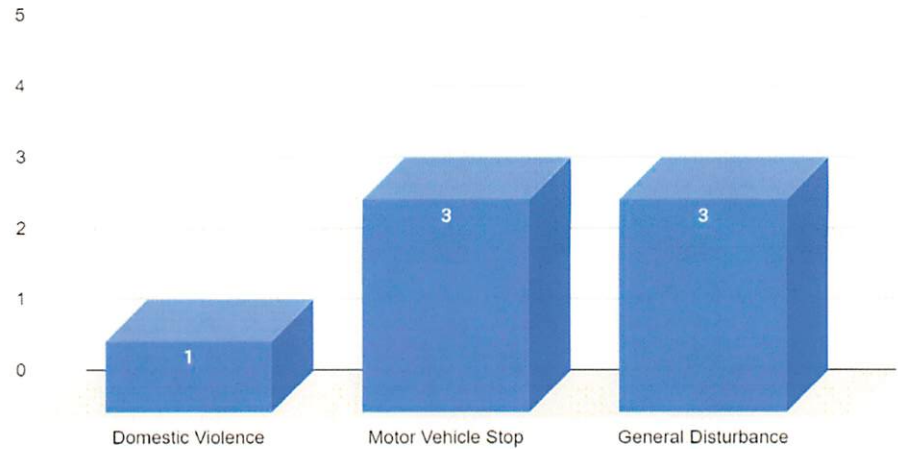
01/01/2021 through 12/31/2021



Approx. 00.02% of incidents / 1.09% of arrests resulted in the use of force

Incidents where force was used

3 incidents involving reportable force from 01.01.2021 through 12.31.2021





2021 Use of Force Statistics

Incident	Date	Type of Incident	Type of Force	Race	Gender	Injuries	Summary
1	02/23/2021	Domestic Disturbance	CEW Probe Deployment	Black Non-Hispanic	Male	No	Subject became physically combative when officers attempted to place him under arrest for an active warrant.
2	03/05/2021	Motor Vehicle Stop	Pointing CEW Laser Sight	White Non-Hispanic	Male	No	Subject immediately exited his vehicle and charged towards officers. Subject taken down to the ground.
3	03/18/2021	Motor Vehicle Stop	Pointing CEW laser sight, Pointing a firearm	White Non-Hispanic	Male	No	Subject disobeyed officers orders during motor vehicle stop and fled on foot to a nearby motel. Officers pursued subject on foot and into a nearby motel where they were taken into custody.
4	05/02/2021	Disturbance	Pointing CEW laser sight, Pointing a firearm	Black Non-Hispanic	Male	Yes	Emotionally disturbed person armed with knife believed to be under the influence of PCP. Firearms and EDW laser pointed at male. Once subject was on the ground, they became combative. Taken into custody with <u>minor abrasions only.</u>
5	07/19/2021	Disturbance	Pointing a firearm	Black Non-Hispanic	Male	No	Subject reported to be physically assaulting and threatening a female with a firearm. Subject fled the scene on foot. Officer tracked subject into the woodline where he was located and taken custody.
6	09/08/2021	Disturbance	Pointing a firearm	White Non-Hispanic	Male	No	Complainant reported that she had been chased by a subject with a firearm. Officers subsequently entered the subjects residence where they made contact with the subject and several other occupants. Not as reported.
	Same	Same	Pointing a firearm	White Non-Hispanic	Male	No	See incident #6 narrative above
	Same	Same	Pointing a firearm	White Non-Hispanic	Male	No	See incident #6 narrative above
	Same	Same	Pointing a firearm	Black Non-Hispanic	Male	No	See incident #6 narrative above
	Same	Same	Pointing a firearm	White Non-Hispanic	Female	No	See incident #6 narrative above
7	11/25/2021	Motor Vehicle Stop	Pointing a firearm	Black Non-Hispanic	Male	No	Subject observed operating a motor vehicle erratically. Subject evaded officers by engaging in pursuit before exiting his vehicle and fleeing on foot. Firearm pointed at subject who was then taken into custody.

2020 Use of Force Statistics

In 2019, the Connecticut General Assembly passed, and Governor Lamont signed Public Act 19-90, "An Act Concerning the Use of Force and Pursuits by Police and Increasing Police Accountability and Transparency." Beginning in February 2020, and annually thereafter, each police department was required to submit data from use of force incidents to OPM CJPPD. The Institute for Municipal and Regional Policy (IMRP) began collecting Use of Force data in 2020.

Use of Force data submitted by individual police departments during this time period were not obtained through a standardized form. It wasn't until July 1, 2022, that all police departments in Connecticut were required to complete a standard use-of-force reporting form. Furthermore, not all use of force incidents were required to be reported. This left individual departments to interpret when those incidents were to be forwarded to the state.

Public Act 19-90 required that each law enforcement unit report a record of any use of force incident that met that following criteria:

1. When a police officer witnesses another police officer use what the witnessing officer objectively knows to be unreasonable, excessive, or illegal use of force or is otherwise aware of such force by another police officer.
2. When a police officer uses physical force that is likely to cause serious physical injury, as defined in C.G.S. 53a-3, to another person or the death of another person, including, but not limited to:
 - a. Striking another person with an open or closed hand, elbow, knee, club, or baton
 - b. Kicking another person
 - c. Using pepper spray, or an electronic defense weapon, as defined in C.G.S. 53a-3, or less lethal projectile on another person
 - d. Using a chokehold or other method of restraint applied to the neck area or that otherwise impedes the ability to breathe or restricts blood circulation to the brain of another person
 - e. Discharges a firearm, except during a training exercise or in the course of dispatching an animal

2020 Use of Force Statistics

Groton Police Department
Use Of Force Log

2020 - GTPD Reportable Use of Force*		*These are the reportable incidents provided to State of CT. O.P.M.				
No.	DATE	Type of Force	Injuries?	Notes	Race	Gender
1	1/29/2020	Takedown	N	Felony arrest warrant, potentially armed/dangerous. Takedown only - no injuries	White	Male
2	3/14/2020	Takedown	N	Despondent person trying to swallow pills. Takedown only - no injuries	White	Male
3	4/4/2020	Taser Deployment	Y	Partially clothed male in roadway who became combative and aggressive upon approach. Successful taser deployment, probe injury only	Black	Male
4	4/20/2020	Takedown	N	Emotionally disturbed person who became resistant. Takedown only - no injuries	White	Female
5	5/8/2020	Taser Deployment	Y	Despondent person, armed with a knife trying to cut his own neck. Successful taser deployment, probe injury only	White	Male
6	11/4/2020	Takedown	N	Non-compliant subject of a criminal arrest. Takedown only - no injuries	White	Male
7	12/15/2020	Takedown	N	Non-compliant (combative) subject of a criminal arrest. Takedown - no injuries	White	Male

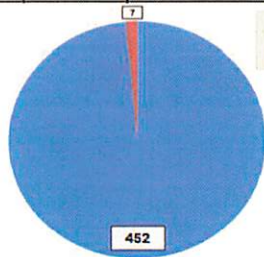



Chart A:
UoF in Arrests



Chart B:
UoF in Calls for Service



Reporting Year - 2020
 A. Number of Arrests: 452 = 1.54% of arrests had reportable use of force
 B. Calls for Service: 28,136 = .024% of calls for service had a reportable use of force

*Note: This data is the Annual Use of Force report submitted to the Connecticut Criminal Justice Policy and Planning Division within the Office of Policy and Management per Public Act 19-90.